

STATEMENT OF APPROPRIATIONS, ALLOTMENTS, OBLIGATIONS, DISBURSEMENTS AND BALANCES
As at the Quarter Ending June 30, 2024

Department : Department of Health (DOH)
Agency/Entity : Office of the Secretary
Operating Unit : Metro Manila Centers for Health Development
Organization Code (UAACS) : 13 001 0300013
Fund Cluster : 01 - Regular Agency Fund

Current Year Appropriations
Supplemental Appropriations
Continuing Appropriations
X

(e.g. UAACS Fund Cluster: 01-Regular Agency Fund, 02-Foreign Assisted Projects Fund, 03-Special Account-Locally Funded/Domestic Grants Fund, and 04-Special Account-Foreign Assisted/Foreign Grants Fund)

Table with columns for Particulars, UAACS CODE, Appropriations (Authorized, Adjusted), Allotments (SARO, Unobligated), Adjustments, Transfer To, Transfer From, Adjusted Allotments, Current Year Obligations (1st-4th Quarter, Total), Current Year Disbursements (1st-4th Quarter, Total), and Balances (Unused Funds, Unpaid Obligations). Rows include categories like Unobligated Allotment, Agency Specific Budget, Support to Operations, Operations of Regional Offices, MOOE, Procurement and Supply Chain Management Service, PS, FinEx (if Applicable), CO, Operations (DOH - Access to promotive and preventive health care services), HEALTH POLICY AND STANDARDS DEVELOPMENT PROGRAM, Health Sector Policy and Plan Development, Health Sector Research Development, HEALTH SYSTEMS STRENGTHENING PROGRAM, SERVICE DELIVERY SUB-PROGRAM, Health Facility Policy and Plan Development, Health Facilities Enhancement Program, Local Health Systems Development and Assistance, and Pharmaceutical Management.

This report was generated using the Unified Reporting System on July 29, 2024 5:02 PM. Status: SUBMITTED


Department : Department of Health (DOH)
 Agency/Entity : Office of the Secretary
 Operating Unit : Metro Manila Centers for Health Development
 Organization Code (UACS) : 13 001 0300013
 Fund Cluster : 01 - Regular Agency Fund

	Current Year Appropriations
	Supplemental Appropriations
X	Continuing Appropriations

(e.g. UACS Fund Cluster: 01-Regular Agency Fund, 02-Foreign Assisted Projects Fund, 03-Special Account-Locally Funded/Domestic Grants Fund, and 04-Special Account-Foreign Assisted/Foreign Grants Fund)

Particulars	UACS CODE	Appropriations			Allotments						Current Year Obligations					Current Year Disbursements					Balances									
		Authorized Appropriations	Adjustments (Transfer To/From, Modifications/ Augmentations)	Adjusted Appropriations	Allotments		Adjustments (Reductions, Modifications/ Augmentations)	Transfer To	Transfer From	Adjusted Allotments	1st Quarter Ending March 31	2nd Quarter Ending June 30	3rd Quarter Ending September 30	4th Quarter Ending December 31	Total	1st Quarter Ending March 31	2nd Quarter Ending June 30	3rd Quarter Ending September 30	4th Quarter Ending December 31	Total	Unused Funds		Unpaid Obligations (16-21)+(24+25)							
					SARO	Unobligated															Unreleased Appropriations	Unobligated Allotments	Due and Demandable	Not Yet Due and Demandable						
II. Special Purpose Fund		0.00	0.00	0.00	0.00	277,250.00	0.00	0.00	0.00	277,250.00	0.00	110,968.75	0.00	0.00	110,968.75	0.00	0.00	0.00	0.00	0.00	0.00	224,511.15	224,511.15	0.00	0.00	166,281.25	0.00	110,968.75		
Public Health Emergency Benefits and Allowances for Health Care and Non-Healthcare Workers	513	0.00	0.00	0.00	0.00	277,250.00	0.00	0.00	0.00	277,250.00	0.00	110,968.75	0.00	0.00	110,968.75	0.00	0.00	0.00	0.00	0.00	0.00	0.00	166,281.25	0.00	0.00	166,281.25	0.00	110,968.75		
MOOE		0.00	0.00	0.00	0.00	277,250.00	0.00	0.00	0.00	277,250.00	0.00	110,968.75	0.00	0.00	110,968.75	0.00	0.00	0.00	0.00	0.00	0.00	0.00	166,281.25	0.00	0.00	166,281.25	0.00	110,968.75		
GRAND TOTAL		0.00	0.00	0.00	0.00	526,272,124.65	0.00	0.00	0.00	106,434,228.55	631,706,353.10	166,184,515.66	236,677,711.05	0.00	400,862,226.71	24,848,237.19	75,566,544.15	0.00	0.00	100,414,781.34	0.00	230,844,126.39	0.00	230,844,126.39	0.00	0.00	300,447,445.37	0.00	110,968.75	
PS		0.00	0.00	0.00	0.00	0.00	0.00	0.00	0.00	0.00	0.00	0.00	0.00	0.00	0.00	0.00	0.00	0.00	0.00	0.00	0.00	0.00	0.00	0.00	0.00	0.00	0.00	0.00	0.00	
MOOE		0.00	0.00	0.00	0.00	264,571,358.55	0.00	0.00	105,434,228.55	370,005,587.10	66,184,515.66	201,553,711.05	0.00	0.00	267,738,226.71	24,848,237.19	75,566,544.15	0.00	0.00	100,414,781.34	0.00	102,267,360.39	0.00	102,267,360.39	0.00	0.00	167,323,445.37	0.00	110,968.75	
FinEx (if Applicable)		0.00	0.00	0.00	0.00	0.00	0.00	0.00	0.00	0.00	0.00	0.00	0.00	0.00	0.00	0.00	0.00	0.00	0.00	0.00	0.00	0.00	0.00	0.00	0.00	0.00	0.00	0.00	0.00	
OO		0.00	0.00	0.00	0.00	261,700,766.00	0.00	0.00	0.00	261,700,766.00	99,000,000.00	34,124,000.00	0.00	0.00	133,124,000.00	0.00	0.00	0.00	0.00	0.00	0.00	0.00	128,576,766.00	0.00	0.00	133,124,000.00	0.00	0.00		
Recapitulation by OO:																														
Unobligated Allotment		0.00	0.00	0.00	0.00	523,656,773.80	0.00	0.00	100,234,228.55	623,890,002.35	164,834,491.33	234,782,634.44	0.00	0.00	399,617,125.77	24,751,272.26	75,265,238.39	0.00	0.00	100,016,510.65	0.00	224,272,876.58	0.00	224,272,876.58	0.00	0.00	299,600,616.12	0.00	110,968.75	
I. Agency Specific Budget		0.00	0.00	0.00	0.00	523,656,773.80	0.00	0.00	100,234,228.55	623,890,002.35	164,834,491.33	234,782,634.44	0.00	0.00	399,617,125.77	24,751,272.26	75,265,238.39	0.00	0.00	100,016,510.65	0.00	224,272,876.58	0.00	224,272,876.58	0.00	0.00	299,600,616.12	0.00	110,968.75	
HEALTH POLICY AND STANDARDS DEVELOPMENT PROGRAM		0.00	0.00	0.00	0.00	104,350.00	0.00	0.00	3,500,000.00	3,504,350.00	3,500,000.00	43,934.00	0.00	0.00	3,543,934.00	0.00	3,500,000.00	0.00	0.00	3,500,000.00	0.00	60,416.00	0.00	60,416.00	0.00	0.00	43,934.00	0.00	0.00	
HEALTH SYSTEMS STRENGTHENING PROGRAM		0.00	0.00	0.00	0.00	292,228,362.66	0.00	0.00	6,001,853.86	298,230,216.52	106,466,444.11	42,194,270.77	0.00	0.00	148,690,714.88	670,037.59	10,930,782.94	0.00	0.00	11,600,820.53	0.00	149,539,501.64	0.00	149,539,501.64	0.00	0.00	137,089,894.35	0.00	0.00	
PUBLIC HEALTH PROGRAM		0.00	0.00	0.00	0.00	73,383,571.06	0.00	0.00	69,897,148.00	143,280,719.06	2,797,281.25	123,292,417.64	0.00	0.00	126,088,698.89	2,308,781.25	25,957,752.90	0.00	0.00	28,296,534.15	0.00	17,191,020.17	0.00	17,191,020.17	0.00	0.00	97,823,164.74	0.00	0.00	
EPIDEMIOLOGY AND SURVEILLANCE PROGRAM		0.00	0.00	0.00	0.00	8,670,053.98	0.00	0.00	10,450,226.69	19,320,280.67	2,245,574.39	3,467,169.30	0.00	0.00	5,712,743.69	1,223,695.20	2,726,875.63	0.00	0.00	3,950,540.83	0.00	13,607,536.98	0.00	13,607,536.98	0.00	0.00	1,762,202.86	0.00	0.00	
HEALTH EMERGENCY MANAGEMENT PROGRAM		0.00	0.00	0.00	0.00	27,413.26	0.00	0.00	0.00	27,413.26	0.00	0.00	0.00	0.00	0.00	0.00	0.00	0.00	0.00	0.00	0.00	27,413.26	0.00	27,413.26	0.00	0.00	0.00	0.00	0.00	
HEALTH FACILITIES OPERATION PROGRAM		0.00	0.00	0.00	0.00	52,784,477.28	0.00	0.00	0.00	52,784,477.28	10,276,365.80	24,035,731.25	0.00	0.00	34,312,097.05	8,169,516.01	1,661,599.98	0.00	0.00	9,831,115.99	0.00	18,472,380.23	0.00	18,472,380.23	0.00	0.00	24,480,981.06	0.00	0.00	
HEALTH REGULATORY PROGRAM		0.00	0.00	0.00	0.00	1,508.12	0.00	0.00	0.00	1,508.12	0.00	0.00	0.00	0.00	0.00	0.00	0.00	0.00	0.00	0.00	0.00	1,508.12	0.00	1,508.12	0.00	0.00	0.00	0.00	0.00	
SOCIAL HEALTH PROTECTION PROGRAM		0.00	0.00	0.00	0.00	96,296,037.44	0.00	0.00	10,385,000.00	106,641,037.44	39,518,825.78	41,749,111.48	0.00	0.00	81,267,937.26	12,379,272.21	30,488,226.94	0.00	0.00	42,867,469.15	0.00	25,373,100.18	0.00	25,373,100.18	0.00	0.00	38,400,438.11	0.00	0.00	


Certified Correct:


 MA. YEIZA A. PERALTA
 Administrative Officer V
 Date: July 29, 2024 03:39 PM


Certified Correct:


 MARIE THERESA L. REYES, MA-MPPA
 SAC, in-Charge, Accounting Section
 Date: July 29, 2024 03:55 PM

Recommending Approval By:


 JOCEL M. ALEGRE, MPA, MPPM
 Chief Administrative Officer
 Date: July 29, 2024 03:42 PM

Approved By:


 RIO L. MARIANITA, MD, PHSAE, CESO III
 Director
 Date: July 29, 2024 04:12 PM